




L.B.WHITE®

NEW BOSS™ 400 DF

400,000 BTU/HR DIRECT FIRED HEATER

Push big heat into large, wide open job sites and warehouses with high CFM and 99% fuel efficiency



LOADED WITH FEATURES THAT BENEFIT OWNER AND OPERATOR

NO PARTS OR DOWNTIME TO:

- Change fuel
- Confirm onsite voltage
- Manage heat output


TRULY PORTABLE

- Cool-end handle
- No-flat wheels
- Stackable


JOB SITE TOUGH

- Indoor/outdoor rated
- Rust resistant Tri-shield™ case

MORE THAN HEAT



Vent mode feature moves air like a fan



Diagnostic light for quicker troubleshooting



10-side case for easy inside-out access



Stackable



Stands on end



BOSS™ 400 DF HEATER

BOSS™	400 DF
BTU/H RATING	400,000
BLOWER FAN OUTPUT (CFM)	2,500
HEAT TYPE	DIRECT FIRED*
FUEL TYPE	DUAL FUEL - LP/NG
IGNITION TYPE	SPARK
FUEL CONSUMPTION LP GAS (LBS./HR.)	18.56
FUEL CONSUMPTION NAT. GAS (CU.FT./HR.)	400
INLET GAS PRESSURE LP MIN./MAX. (IN W.C.)	7"/13.5"
INLET GAS PRESSURE NG MIN./MAX. (IN W.C.)	7"/13.5"
AMPS (STARTING/CONTINUOUS OPERATION)	27.2/7.1
ELECTRIC SUPPLY (VOLTS/HZ/PHASE)	120/60/1
MOTOR HORSEPOWER	1/2 HP
LENGTH (IN.)	49 7/8" (WITH HANDLE)
WIDTH (IN.)	21.25
HEIGHT (IN.)	22.5
UNIT WEIGHT (LBS.)	115
SHIP WEIGHT (LBS.)	180
BUILT-IN VOLT METER	YES
BUILT-IN THERMOSTAT	YES
VENT MODE	YES
DUCTABLE	NO
OMNI CERTIFIED U.S./CANADA	ANSI Z83.7-2017 / CSA 2.14-2017
* For use in self-ventilated area only.	TWO YEAR WARRANTY

Heaters ship standard to run at 0-2000 feet. To operate at higher altitudes, please note in order process to allow for appropriate deviation.



CA RESIDENTS:



WARNING

Cancer and reproductive harm. See
www.P65Warnings.ca.gov.



WORLD PROVIDER OF INNOVATIVE HEATING SOLUTIONS

411 Mason Street, Onalaska, WI 54650
(800) 345 7200
(608) 783 5691
(608) 783 6115, fax
www.lbwhite.com



MADE IN USA
OF U.S. & IMPORTED PARTS

© 2018 L.B. White Co.
All rights reserved.
All specifications are subject
to change without notice.